



Location: CMA1b - Harbour Grand Hotel Boundary Wall

Report on 24-hour TSP monitoring

Action Level ($\mu\text{g}/\text{m}^3$) - 176.7

Limit Level ($\mu\text{g}/\text{m}^3$) - 260

Date	Sampling Time	Weather Condition	Filter paper no.	Filter Weight, g		Elapse Time, hr		Sampling Time, hr	Flow Rate, m^3/min			Total Volume, m^3	TSP Level, $\mu\text{g}/\text{m}^3$
				Initial	Final	Initial	Final		Initial, Q_{si}	Final, Q_{sf}	Average		
29-Sep-17	8:00	Fine	22368	2.8362	2.9743	10634.36	10658.36	24.00	1.11	1.11	1.11	1599	86.4
3-Oct-17	8:00	Fine	22331	2.8527	2.9128	10661.36	10685.36	24.00	1.11	1.11	1.11	1597	37.6
7-Oct-17	8:00	Fine	21742	2.8556	2.9560	10688.36	10712.36	24.00	1.11	1.11	1.11	1598	62.8
13-Oct-17	8:00	Fine	22325	2.8714	2.9955	10715.36	10739.36	24.00	1.11	1.11	1.11	1601	77.5
19-Oct-17	8:00	Fine	22539	2.8459	2.9221	10742.36	10766.36	24.00	1.12	1.12	1.12	1608	47.4
25-Oct-17	8:00	Fine	22630	2.8768	3.0329	10769.36	10793.36	24.00	1.12	1.12	1.12	1613	96.7

Report on 1-hour TSP monitoring

Action Level ($\mu\text{g}/\text{m}^3$) - 320.1

Limit Level ($\mu\text{g}/\text{m}^3$) - 500

Date	Sampling Time	Weather Condition	Filter paper no.	Filter Weight, g		Elapse Time, hr		Sampling Time, hr	Flow Rate, m^3/min			Total Volume, m^3	TSP Level, $\mu\text{g}/\text{m}^3$
				Initial	Final	Initial	Final		Initial, Q_{si}	Final, Q_{sf}	Average		
30-Sep-17	8:02	Rainy	22366	2.8669	2.8717	10658.36	10659.36	1.00	1.11	1.11	1.11	67	72.1
30-Sep-17	10:00	Rainy	22343	2.8542	2.8596	10659.36	10660.36	1.00	1.11	1.11	1.11	67	81.2
30-Sep-17	13:00	Rainy	22347	2.8607	2.8636	10660.36	10661.36	1.00	1.11	1.11	1.11	67	43.6
4-Oct-17	10:05	Fine	22350	2.8347	2.8446	10685.36	10686.36	1.00	1.11	1.11	1.11	67	148.6
4-Oct-17	13:00	Fine	22487	2.8259	2.8306	10686.36	10687.36	1.00	1.11	1.11	1.11	67	70.6
4-Oct-17	15:07	Fine	22500	2.8446	2.8485	10687.36	10688.36	1.00	1.11	1.11	1.11	67	58.6
9-Oct-17	9:35	Fine	22432	2.8473	2.8586	10712.36	10713.36	1.00	1.19	1.19	1.19	71	158.2
9-Oct-17	10:42	Fine	22438	2.8499	2.8613	10713.36	10714.36	1.00	1.19	1.19	1.19	71	159.6
9-Oct-17	14:08	Fine	22484	2.8565	2.8790	10714.36	10715.36	1.00	1.19	1.19	1.19	71	314.9
14-Oct-17	8:12	Fine	22566	2.8404	2.8534	10739.36	10740.36	1.00	1.11	1.11	1.11	67	194.8
14-Oct-17	11:00	Fine	22551	2.8337	2.8425	10740.36	10741.36	1.00	1.11	1.11	1.11	67	131.9
14-Oct-17	13:00	Fine	22561	2.8542	2.8748	10741.36	10742.36	1.00	1.11	1.11	1.11	67	308.7
20-Oct-17	8:02	Fine	22519	2.8261	2.8291	10766.36	10767.36	1.00	1.12	1.12	1.12	67	44.7
20-Oct-17	11:00	Fine	22662	2.8393	2.8416	10767.36	10768.36	1.00	1.12	1.12	1.12	67	34.3
20-Oct-17	15:30	Fine	22648	2.8338	2.8436	10768.36	10769.36	1.00	1.12	1.12	1.12	67	146.1
26-Oct-17	8:02	Fine	22620	2.8619	2.8693	10793.36	10794.36	1.00	1.12	1.12	1.12	67	110.1
26-Oct-17	10:35	Fine	22611	2.8618	2.8710	10794.36	10795.36	1.00	1.12	1.12	1.12	67	136.9
26-Oct-17	13:00	Fine	22771	2.8193	2.8745	10795.36	10796.36	1.00	1.12	1.12	1.12	67	821.6



Location: CMA2a - Causeway Bay Community Centre

Report on 24-hour TSP monitoring

Action Level ($\mu\text{g}/\text{m}^3$) - 169.5

Limit Level ($\mu\text{g}/\text{m}^3$) - 260

Date	Sampling Time	Weather Condition	Filter paper no.	Filter Weight, g		Elapse Time, hr		Sampling Time, hr	Flow Rate, m^3/min			Total Volume, m^3	TSP Level, $\mu\text{g}/\text{m}^3$
				Initial	Final	Initial	Final		Initial, Q_{si}	Final, Q_{sf}	Average		
29-Sep-17	8:00	Fine	22126	2.8900	2.9720	20206.24	20230.24	24.00	1.31	1.31	1.31	1882	43.6
3-Oct-17	8:00	Fine	22332	2.8549	2.9169	20233.24	20257.24	24.00	1.19	1.20	1.20	1721	36.0
7-Oct-17	8:00	Fine	21744	2.8596	2.9273	20260.24	20284.24	24.00	1.20	1.20	1.20	1722	39.3
13-Oct-17	8:00	Fine	22481	2.8407	2.9811	20287.24	20311.24	24.00	1.20	1.20	1.20	1725	81.4
19-Oct-17	8:00	Fine	22540	2.8605	2.9372	20314.24	20338.24	24.00	1.20	1.20	1.20	1732	44.3
25-Oct-17	8:00	Fine	22631	2.8424	2.9920	20341.24	20365.24	24.00	1.32	1.32	1.32	1898	78.8

Report on 1-hour TSP monitoring

Action Level ($\mu\text{g}/\text{m}^3$) - 323.4

Limit Level ($\mu\text{g}/\text{m}^3$) - 500

Date	Sampling Time	Weather Condition	Filter paper no.	Filter Weight, g		Elapse Time, hr		Sampling Time, hr	Flow Rate, m^3/min			Total Volume, m^3	TSP Level, $\mu\text{g}/\text{m}^3$
				Initial	Final	Initial	Final		Initial, Q_{si}	Final, Q_{sf}	Average		
30-Sep-17	8:05	Rainy	22367	2.8656	2.8691	20230.24	20231.24	1.00	1.20	1.20	1.20	72	48.8
30-Sep-17	9:45	Rainy	22342	2.8478	2.8522	20231.24	20232.24	1.00	1.20	1.20	1.20	72	61.4
30-Sep-17	13:00	Rainy	22346	2.8256	2.8293	20232.24	20233.24	1.00	1.20	1.20	1.20	72	51.6
4-Oct-17	10:13	Fine	22336	2.8488	2.8538	20257.24	20258.24	1.00	1.20	1.20	1.20	72	69.7
4-Oct-17	13:00	Fine	22488	2.8427	2.8467	20258.24	20259.24	1.00	1.20	1.20	1.20	72	55.7
4-Oct-17	15:02	Fine	22501	2.8596	2.8640	20259.24	20260.24	1.00	1.20	1.20	1.20	72	61.3
9-Oct-17	9:39	Fine	22441	2.8393	2.8491	20284.24	20285.24	1.00	1.19	1.19	1.19	72	136.7
9-Oct-17	10:42	Fine	22328	2.8663	2.8734	20285.24	20286.24	1.00	1.19	1.19	1.19	72	99.1
9-Oct-17	14:00	Fine	22483	2.8477	2.8548	20286.24	20287.24	1.00	1.19	1.19	1.19	72	99.1
14-Oct-17	8:02	Fine	22567	2.8240	2.8327	20311.24	20312.24	1.00	1.20	1.20	1.20	72	121.0
14-Oct-17	11:00	Fine	22552	2.8349	2.8407	20312.24	20313.24	1.00	1.20	1.20	1.20	72	80.7
14-Oct-17	13:00	Fine	22562	2.8474	2.8562	20313.24	20314.24	1.00	1.20	1.20	1.20	72	122.4
20-Oct-17	8:05	Fine	22520	2.8259	2.8303	20338.24	20339.24	1.00	1.20	1.20	1.20	72	60.9
20-Oct-17	11:00	Fine	22663	2.8400	2.8421	20339.24	20340.24	1.00	1.20	1.20	1.20	72	29.1
20-Oct-17	15:35	Fine	22649	2.8407	2.8491	20340.24	20341.24	1.00	1.20	1.20	1.20	72	116.3
26-Oct-17	8:05	Fine	22621	2.8401	2.8488	20365.24	20366.24	1.00	1.32	1.32	1.32	79	110.1
26-Oct-17	10:40	Fine	22612	2.8515	2.8632	20366.24	20367.24	1.00	1.32	1.32	1.32	79	148.0
26-Oct-17	13:00	Fine	22769	2.7609	2.7645	20367.24	20368.24	1.00	1.32	1.32	1.32	79	45.5



Location: CMA3a - CWB PRE Site Office Area

Report on 24-hour TSP monitoring

Action Level ($\mu\text{g}/\text{m}^3$) - 171

Limit Level ($\mu\text{g}/\text{m}^3$) - 260

Date	Sampling Time	Weather Condition	Filter paper no.	Filter Weight, g		Elapse Time, hr		Sampling Time, hr	Flow Rate, m^3/min			Total Volume, m^3	TSP Level, $\mu\text{g}/\text{m}^3$
				Initial	Final	Initial	Final		Initial, Q_{si}	Final, Q_{sf}	Average		
29-Sep-17	8:00	Fine	22376	2.8739	2.9304	7699.87	7723.87	24.00	1.12	1.12	1.12	1608	35.1
3-Oct-17	8:00	Fine	22333	2.8604	2.8737	7726.88	7750.88	24.00	1.11	1.12	1.12	1606	8.3
7-Oct-17	8:00	Fine	22491	2.8232	2.8700	7753.89	7777.89	24.00	0.98	0.98	0.98	1411	33.2
13-Oct-17	8:00	Fine	22326	2.8419	2.9610	7780.89	7804.89	24.00	1.12	1.12	1.12	1611	73.9
19-Oct-17	8:00	Fine	22541	2.8441	2.9207	7807.89	7831.89	24.00	1.12	1.13	1.13	1622	47.2
25-Oct-17	8:00	Fine	22629	2.8663	3.0154	7834.90	7858.90	24.00	1.13	1.13	1.13	1629	91.5

Report on 1-hour TSP monitoring

Action Level ($\mu\text{g}/\text{m}^3$) - 311.3

Limit Level ($\mu\text{g}/\text{m}^3$) - 500

Date	Sampling Time	Weather Condition	Filter paper no.	Filter Weight, g		Elapse Time, hr		Sampling Time, hr	Flow Rate, m^3/min			Total Volume, m^3	TSP Level, $\mu\text{g}/\text{m}^3$
				Initial	Final	Initial	Final		Initial, Q_{si}	Final, Q_{sf}	Average		
30-Sep-17	8:30	Rainy	22364	2.8636	2.8666	7723.87	7724.87	1.00	1.12	1.12	1.12	67	44.8
30-Sep-17	9:32	Rainy	22341	2.8579	2.8606	7724.87	7725.87	1.00	1.12	1.12	1.12	67	40.3
30-Sep-17	13:00	Rainy	22345	2.8546	2.8584	7725.87	7726.87	1.00	1.12	1.12	1.12	67	56.8
4-Oct-17	9:20	Fine	21760	2.8559	2.8585	7750.88	7751.88	1.00	0.98	0.98	0.98	59	44.2
4-Oct-17	13:00	Fine	21757	2.8455	2.8473	7751.88	7752.88	1.00	0.98	0.98	0.98	59	30.6
4-Oct-17	14:30	Fine	21741	2.8815	2.8856	7752.88	7753.88	1.00	0.98	0.98	0.98	59	69.7
9-Oct-17	9:05	Fine	22433	2.8446	2.8492	7777.89	7778.89	1.00	1.05	1.05	1.05	63	73.3
9-Oct-17	10:28	Fine	22439	2.8665	2.8727	7778.89	7779.89	1.00	1.05	1.05	1.05	63	98.7
9-Oct-17	13:37	Fine	22327	2.8544	2.8638	7779.89	7780.89	1.00	1.11	1.11	1.11	67	140.5
14-Oct-17	8:45	Fine	22559	2.8514	2.8559	7804.89	7805.89	1.00	1.12	1.12	1.12	67	67.0
14-Oct-17	10:55	Fine	22555	2.8255	2.8306	7805.89	7806.89	1.00	1.12	1.12	1.12	67	75.9
14-Oct-17	13:00	Fine	22563	2.8329	2.8395	7806.89	7807.89	1.00	1.12	1.12	1.12	67	98.2
20-Oct-17	8:30	Fine	22518	2.8295	2.8321	7831.89	7832.89	1.00	1.13	1.13	1.13	68	38.4
20-Oct-17	10:45	Fine	22664	2.8539	2.8569	7832.89	7833.89	1.00	1.13	1.13	1.13	68	44.4
20-Oct-17	15:00	Fine	22651	2.8464	2.8575	7833.89	7834.89	1.00	1.13	1.13	1.13	68	164.1
26-Oct-17	8:30	Fine	22604	2.8340	2.8424	7858.90	7859.90	1.00	1.13	1.13	1.13	68	123.9
26-Oct-17	10:25	Fine	22613	2.8617	2.8694	7859.90	7860.90	1.00	1.13	1.13	1.13	68	113.6
26-Oct-17	13:00	Fine	22783	2.7877	2.7947	7860.90	7861.90	1.00	1.13	1.13	1.13	68	103.2



Location: CMA4a - SPCA

Report on 24-hour TSP monitoring

Action Level ($\mu\text{g}/\text{m}^3$) - 171.2
Limit Level ($\mu\text{g}/\text{m}^3$) - 260

Date	Sampling Time	Weather Condition	Filter paper no.	Filter Weight, g		Elapse Time, hr		Sampling Time, hr	Flow Rate, m^3/min			Total Volume, m^3	TSP Level, $\mu\text{g}/\text{m}^3$
				Initial	Final	Initial	Final		Initial, Q_{si}	Final, Q_{sf}	Average		
29-Sep-17	8:00	Fine	22383	2.8385	2.8870	24511.73	24535.73	24.00	1.20	1.20	1.20	1726	28.1
3-Oct-17	8:00	Fine	22334	2.8516	2.8832	24538.73	24562.73	24.00	1.20	1.20	1.20	1724	18.3
7-Oct-17	8:00	Fine	22499	2.8481	2.9473	24565.73	24589.73	24.00	1.20	1.20	1.20	1725	57.5
13-Oct-17	8:00	Fine	22482	2.8343	2.9325	24592.73	24616.73	24.00	1.20	1.20	1.20	1728	56.8
19-Oct-17	8:00	Fine	22542	2.8371	2.9065	24619.73	24643.73	24.00	1.20	1.21	1.21	1736	40.0
25-Oct-17	8:00	Fine	22628	2.8481	2.9875	24646.73	24670.73	24.00	1.21	1.21	1.21	1741	80.1

Report on 1-hour TSP monitoring

Action Level ($\mu\text{g}/\text{m}^3$) - 312.5
Limit Level ($\mu\text{g}/\text{m}^3$) - 500

Date	Sampling Time	Weather Condition	Filter paper no.	Filter Weight, g		Elapse Time, hr		Sampling Time, hr	Flow Rate, m^3/min			Total Volume, m^3	TSP Level, $\mu\text{g}/\text{m}^3$
				Initial	Final	Initial	Final		Initial, Q_{si}	Final, Q_{sf}	Average		
30-Sep-17	8:30	Rainy	22365	2.8593	2.8610	24535.73	24536.73	1.00	1.20	1.20	1.20	72	23.7
30-Sep-17	9:35	Rainy	22340	2.8556	2.8576	24536.73	24537.73	1.00	1.20	1.20	1.20	72	27.8
30-Sep-17	13:00	Rainy	22344	2.8382	2.8420	24537.73	24538.73	1.00	1.20	1.20	1.20	72	52.9
4-Oct-17	9:21	Fine	22352	2.8545	2.8587	24562.73	24563.73	1.00	1.20	1.20	1.20	72	58.4
4-Oct-17	13:00	Fine	22338	2.8491	2.8535	24563.73	24564.73	1.00	1.26	1.26	1.26	75	58.4
4-Oct-17	14:33	Fine	21108	2.8912	2.8963	24564.73	24565.73	1.00	1.20	1.20	1.20	72	70.9
9-Oct-17	9:11	Fine	22442	2.8355	2.8398	24589.73	24590.73	1.00	1.20	1.20	1.20	72	59.9
9-Oct-17	10:28	Fine	22329	2.8325	2.8391	24590.73	24591.73	1.00	1.20	1.20	1.20	72	91.9
9-Oct-17	13:25	Fine	22318	2.8272	2.8320	24591.73	24592.73	1.00	1.20	1.20	1.20	72	66.9
14-Oct-17	8:45	Fine	22560	2.8344	2.8382	24616.73	24617.73	1.00	1.20	1.20	1.20	72	52.7
14-Oct-17	10:40	Fine	22554	2.8160	2.8193	24617.73	24618.73	1.00	1.20	1.20	1.20	72	45.8
14-Oct-17	13:00	Fine	22547	2.8461	2.8517	24618.73	24619.73	1.00	1.20	1.20	1.20	72	77.7
20-Oct-17	8:30	Fine	22517	2.8358	2.8383	24643.73	24644.73	1.00	1.32	1.32	1.32	79	31.5
20-Oct-17	10:47	Fine	22668	2.8205	2.8251	24644.73	24645.73	1.00	1.32	1.32	1.32	79	58.0
20-Oct-17	14:45	Fine	22652	2.8594	2.8727	24645.73	24646.73	1.00	1.32	1.32	1.32	79	167.8
26-Oct-17	8:30	Fine	22603	2.8394	2.8431	24670.73	24671.73	1.00	1.21	1.21	1.21	72	51.0
26-Oct-17	10:32	Fine	22614	2.8672	2.8721	24671.73	24672.73	1.00	1.24	1.24	1.24	74	66.0
26-Oct-17	13:00	Fine	22770	2.7837	2.7857	24672.73	24673.73	1.00	1.21	1.21	1.21	72	27.6



Location: CMA5b - Pedestrian Plaza

Report on 24-hour TSP monitoring

Action Level ($\mu\text{g}/\text{m}^3$) - 181

Limit Level ($\mu\text{g}/\text{m}^3$) - 260

Date	Sampling Time	Weather Condition	Filter paper no.	Filter Weight, g		Elapse Time, hr		Sampling Time, hr	Flow Rate, m^3/min			Total Volume, m^3	TSP Level, $\mu\text{g}/\text{m}^3$
				Initial	Final	Initial	Final		Initial, Q_{si}	Final, Q_{sf}	Average		
29-Sep-17	8:00	Fine	22125	2.8659	3.0064	9071.93	9095.93	24.00	0.91	0.91	0.91	1312	107.1
3-Oct-17	8:00	Fine	22330	2.8531	2.9833	9098.93	9122.93	24.00	0.91	0.91	0.91	1310	99.4
7-Oct-17	8:00	Fine	22498	2.8602	3.0446	9125.93	9149.93	24.00	0.91	0.91	0.91	1311	140.6
13-Oct-17	8:00	Fine	22465	2.8588	3.0811	9152.93	9176.93	24.00	0.91	0.91	0.91	1315	169.1
20-Oct-17	16:15	Fine	22644	2.8534	2.9593	9206.54	9230.54	24.00	0.78	0.78	0.78	1123	94.3
25-Oct-17	8:00	Fine	22546	2.8559	3.0173	9230.54	9254.54	24.00	0.78	0.78	0.78	1128	143.0

Remarks: Due to interruption of electricity, the 24hr TSP was rescheduled from 19 October 2017 to 20 October 2017.

Report on 1-hour TSP monitoring

Action Level ($\mu\text{g}/\text{m}^3$) - 332

Limit Level ($\mu\text{g}/\text{m}^3$) - 500

Date	Sampling Time	Weather Condition	Filter paper no.	Filter Weight, g		Elapse Time, hr		Sampling Time, hr	Flow Rate, m^3/min			Total Volume, m^3	TSP Level, $\mu\text{g}/\text{m}^3$
				Initial	Final	Initial	Final		Initial, Q_{si}	Final, Q_{sf}	Average		
30-Sep-17	8:40	Rainy	22363	2.8495	2.8542	9095.93	9096.93	1.00	0.84	0.84	0.84	50	93.3
30-Sep-17	10:15	Rainy	22322	2.8625	2.8665	9096.93	9097.93	1.00	0.91	0.91	0.91	55	73.3
30-Sep-17	13:00	Rainy	22348	2.8573	2.8625	9097.93	9098.93	1.00	0.84	0.84	0.84	50	103.3
4-Oct-17	9:03	Fine	22353	2.8568	2.8660	9122.93	9123.93	1.00	0.91	0.91	0.91	55	168.3
4-Oct-17	10:46	Fine	22337	2.8445	2.8487	9123.93	9124.93	1.00	0.77	0.77	0.77	46	90.9
4-Oct-17	13:00	Fine	22486	2.8302	2.8359	9124.93	9125.93	1.00	0.91	0.91	0.91	55	104.3
9-Oct-17	8:53	Fine	22434	2.8589	2.8704	9149.93	9150.93	1.00	0.91	0.91	0.91	55	210.9
9-Oct-17	9:54	Fine	22440	2.8635	2.8772	9150.93	9151.93	1.00	0.91	0.91	0.91	55	251.3
9-Oct-17	13:04	Fine	22437	2.8501	2.8597	9151.93	9152.93	1.00	0.91	0.91	0.91	55	176.1
14-Oct-17	9:02	Fine	22558	2.8336	2.8443	9176.93	9177.93	1.00	0.84	0.84	0.84	51	211.4
14-Oct-17	10:15	Fine	22553	2.8451	2.8532	9177.93	9178.93	1.00	0.84	0.84	0.84	51	160.0
14-Oct-17	13:00	Fine	22550	2.8444	2.8612	9178.93	9179.93	1.00	0.91	0.91	0.91	55	306.3
20-Oct-17	8:45	Fine	22516	2.8437	2.8484	9203.54	9204.54	1.00	0.78	0.78	0.78	47	100.4
20-Oct-17	10:35	Fine	22665	2.8455	2.8513	9204.54	9205.54	1.00	0.78	0.78	0.78	47	123.9
20-Oct-17	13:00	Fine	22661	2.8526	2.8567	9205.54	9206.54	1.00	0.78	0.78	0.78	47	87.6
26-Oct-17	8:50	Fine	22619	2.8494	2.8587	9254.54	9255.54	1.00	0.78	0.78	0.78	47	198.0
26-Oct-17	10:10	Fine	22615	2.8294	2.8480	9255.54	9256.54	1.00	1.07	1.07	1.07	64	290.7
26-Oct-17	17:00	Fine	22772	2.8011	2.8301	9256.54	9257.54	1.00	1.00	1.00	1.00	60	485.5



Location: MA1e - International Finance Centre (Eastern Wing)

Report on 24-hour TSP monitoring

Action Level ($\mu\text{g}/\text{m}^3$) - 173.4

Limit Level ($\mu\text{g}/\text{m}^3$) - 260

Date	Sampling Time	Weather Condition	Filter paper no.	Filter Weight, g		Elapse Time, hr		Sampling Time, hr	Flow Rate, m^3/min			Total Volume, m^3	TSP Level, $\mu\text{g}/\text{m}^3$
				Initial	Final	Initial	Final		Initial, Q_{si}	Final, Q_{sf}	Average		
29-Sep-17	8:00	Fine	22144	2.8569	2.9170	21403.99	21427.99	24.00	1.12	1.11	1.11	1604	37.5
3-Oct-17	8:00	Fine	22358	2.8442	2.8950	21430.99	21454.99	24.00	1.11	1.11	1.11	1603	31.7
7-Oct-17	8:00	Fine	22208	2.8439	2.9373	21457.99	21481.99	24.00	1.11	1.11	1.11	1604	58.2
13-Oct-17	8:00	Fine	22448	2.8625	2.9842	21484.99	21508.99	24.00	1.11	1.12	1.12	1607	75.7
19-Oct-17	8:00	Fine	22422	2.8506	2.9291	21511.99	21535.99	24.00	1.12	1.12	1.12	1615	48.6
25-Oct-17	8:00	Fine	22632	2.8628	2.9942	21538.99	21562.99	24.00	1.13	1.12	1.13	1621	81.1

Report on 1-hour TSP monitoring

Action Level ($\mu\text{g}/\text{m}^3$) - 325.1

Limit Level ($\mu\text{g}/\text{m}^3$) - 500

Date	Sampling Time	Weather Condition	Filter paper no.	Filter Weight, g		Elapse Time, hr		Sampling Time, hr	Flow Rate, m^3/min			Total Volume, m^3	TSP Level, $\mu\text{g}/\text{m}^3$
				Initial	Final	Initial	Final		Initial, Q_{si}	Final, Q_{sf}	Average		
30-Sep-17	8:02	Rainy	22273	2.8288	2.8321	21427.99	21428.99	1.00	1.11	1.11	1.11	67	49.4
30-Sep-17	9:45	Rainy	22266	2.8442	2.8487	21428.99	21429.99	1.00	1.23	1.17	1.20	72	62.4
30-Sep-17	10:50	Rainy	22361	2.8737	2.8795	21429.99	21430.99	1.00	1.14	1.14	1.14	69	84.6
4-Oct-17	9:05	Fine	22219	2.8595	2.8625	21454.99	21455.99	1.00	1.11	1.11	1.11	67	44.9
4-Oct-17	10:12	Fine	22209	2.8527	2.8573	21455.99	21456.99	1.00	1.11	1.11	1.11	67	68.8
4-Oct-17	13:00	Fine	22212	2.8427	2.8475	21456.99	21457.99	1.00	1.11	1.11	1.11	67	71.8
9-Oct-17	8:30	Fine	22154	2.8607	2.8624	21481.99	21482.99	1.00	1.11	1.11	1.11	67	25.5
9-Oct-17	9:33	Fine	22151	2.8901	2.8925	21482.99	21483.99	1.00	1.11	1.11	1.11	67	36.0
9-Oct-17	10:36	Fine	22216	2.8519	2.8564	21483.99	21484.99	1.00	1.11	1.11	1.11	67	67.4
14-Oct-17	8:53	Fine	22579	2.8565	2.8614	21508.99	21509.99	1.00	1.12	1.12	1.12	67	73.1
14-Oct-17	9:56	Fine	22582	2.8589	2.8646	21509.99	21510.99	1.00	1.12	1.12	1.12	67	85.1
14-Oct-17	11:00	Fine	22420	2.8524	2.8589	21510.99	21511.99	1.00	1.12	1.12	1.12	67	97.0
20-Oct-17	9:30	Fine	22521	2.8917	2.8933	21535.99	21536.99	1.00	1.12	1.12	1.12	67	23.8
20-Oct-17	13:00	Fine	22657	2.8430	2.8456	21536.99	21537.99	1.00	1.12	1.12	1.12	67	38.6
20-Oct-17	14:10	Fine	22654	2.8463	2.8512	21537.99	21538.99	1.00	1.12	1.12	1.12	67	72.8
26-Oct-17	9:45	Fine	22606	2.8621	2.8691	21562.99	21563.99	1.00	1.24	1.24	1.24	75	93.8
26-Oct-17	10:55	Fine	22610	2.8590	2.8640	21563.99	21564.99	1.00	1.12	1.12	1.12	67	74.1
26-Oct-17	14:00	Fine	22572	2.8621	2.8697	21564.99	21565.99	1.00	1.24	1.24	1.24	75	101.9



Location: MA1w - International Finance Centre (Western Wing)

Report on 24-hour TSP monitoring

Action Level ($\mu\text{g}/\text{m}^3$) - 173.4
Limit Level ($\mu\text{g}/\text{m}^3$) - 260

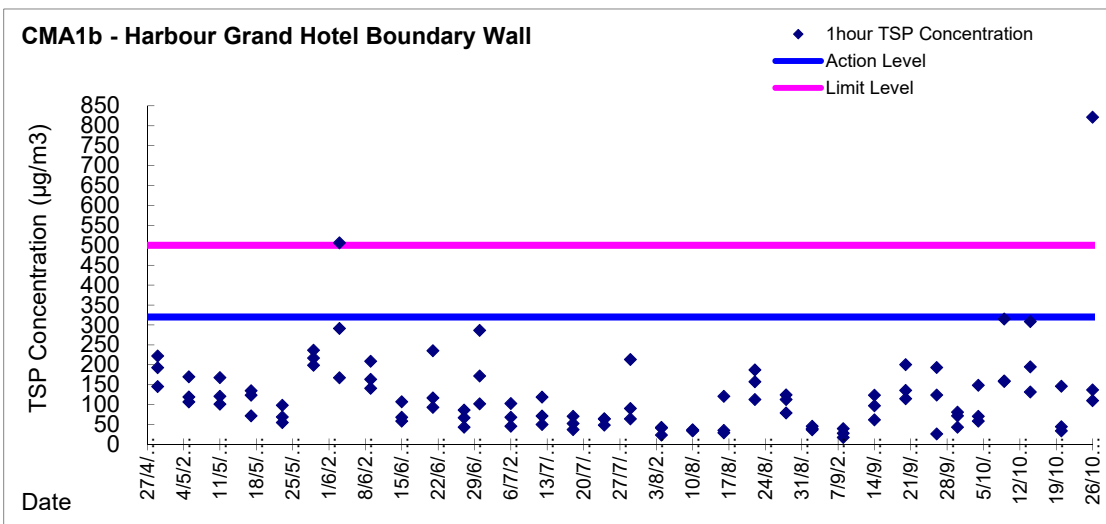
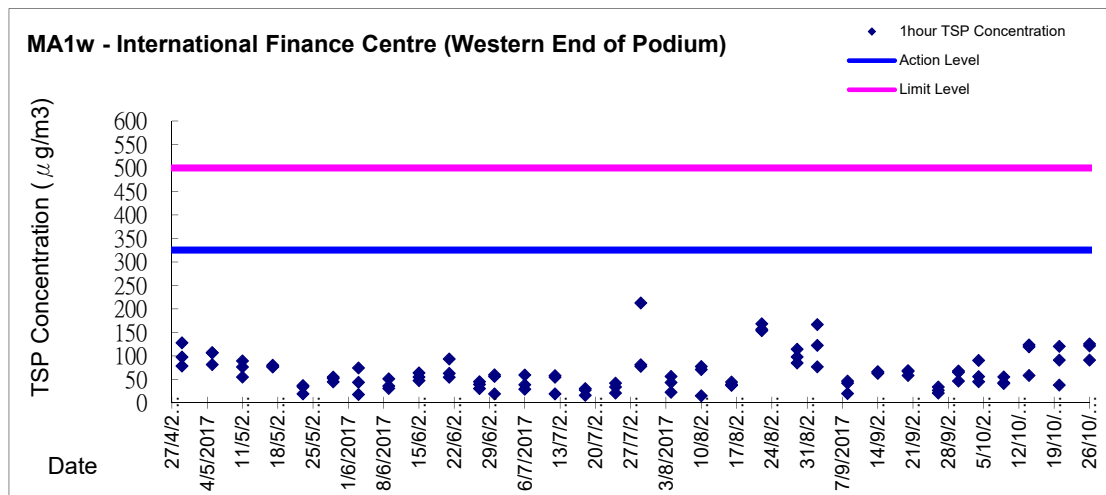
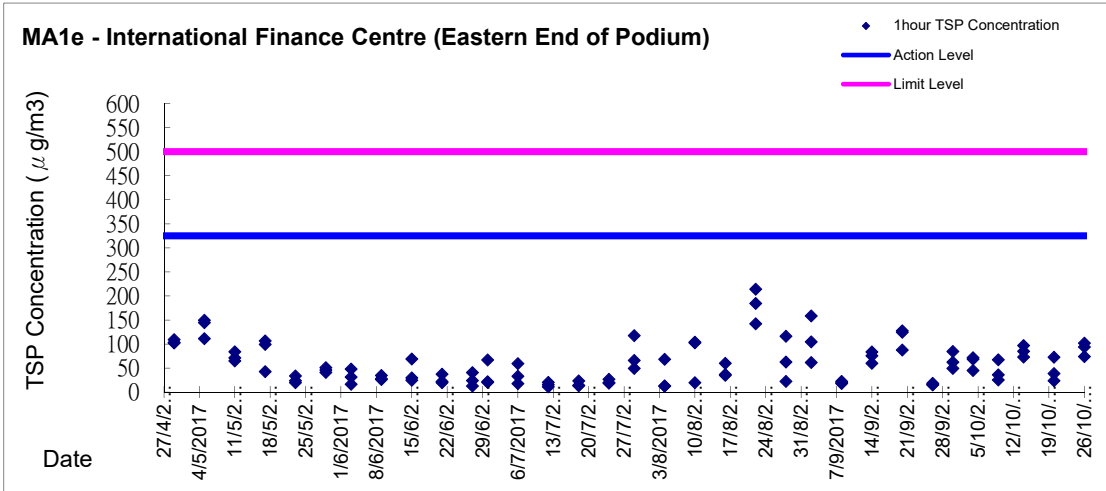
Date	Sampling Time	Weather Condition	Filter paper no.	Filter Weight, g		Elapse Time, hr		Sampling Time, hr	Flow Rate, m^3/min			Total Volume, m^3	TSP Level, $\mu\text{g}/\text{m}^3$
				Initial	Final	Initial	Final		Initial, Q_{si}	Final, Q_{sf}	Average		
29-Sep-17	8:00	Fine	22145	2.8474	2.9090	21191.19	21215.19	24.00	1.25	1.25	1.25	1804	34.1
3-Oct-17	8:00	Fine	22359	2.8675	2.9318	21218.20	21242.20	24.00	1.25	1.25	1.25	1803	35.7
7-Oct-17	8:00	Fine	22214	2.8395	2.8958	21245.20	21269.20	24.00	1.25	1.25	1.25	1804	31.2
13-Oct-17	8:00	Fine	22449	2.8632	2.9746	21272.20	21296.20	24.00	1.25	1.26	1.25	1807	61.7
19-Oct-17	8:00	Fine	22423	2.8522	2.9479	21299.20	21323.20	24.00	1.26	1.26	1.26	1815	52.7
25-Oct-17	8:00	Fine	22634	2.8424	3.0043	21326.20	21350.20	24.00	1.27	1.26	1.26	1821	88.9

Report on 1-hour TSP monitoring

Action Level ($\mu\text{g}/\text{m}^3$) - 325.1
Limit Level ($\mu\text{g}/\text{m}^3$) - 500

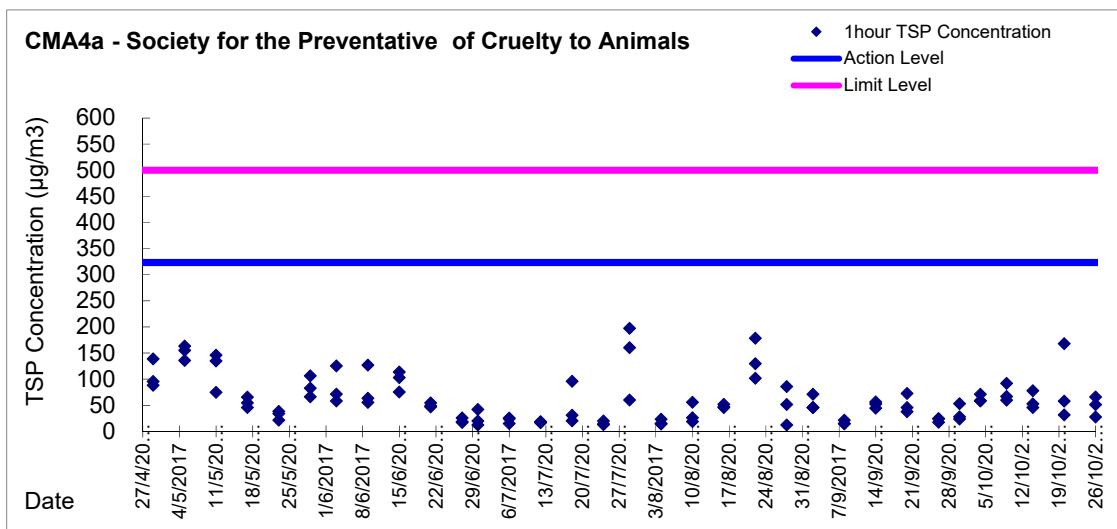
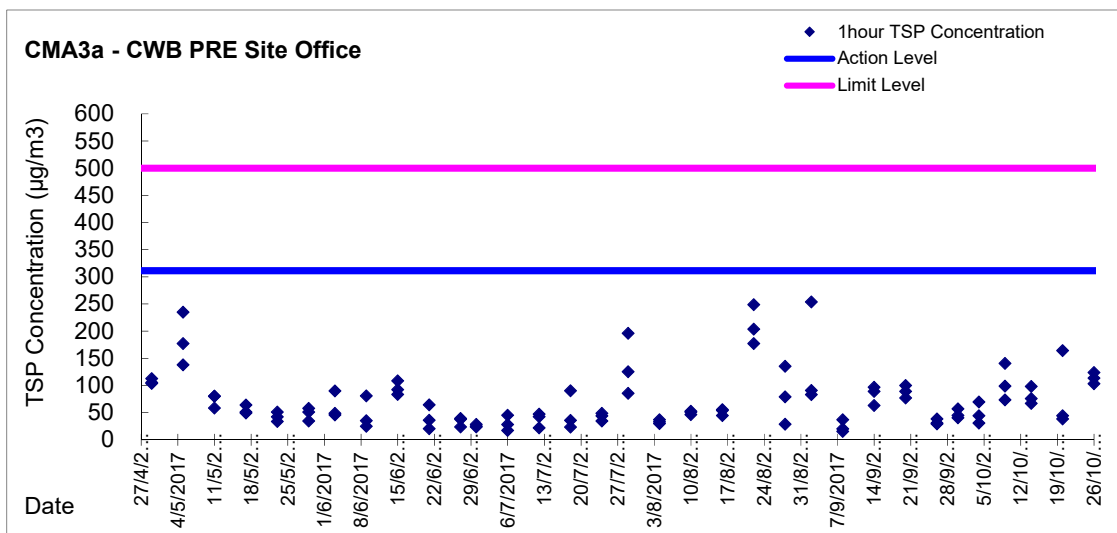
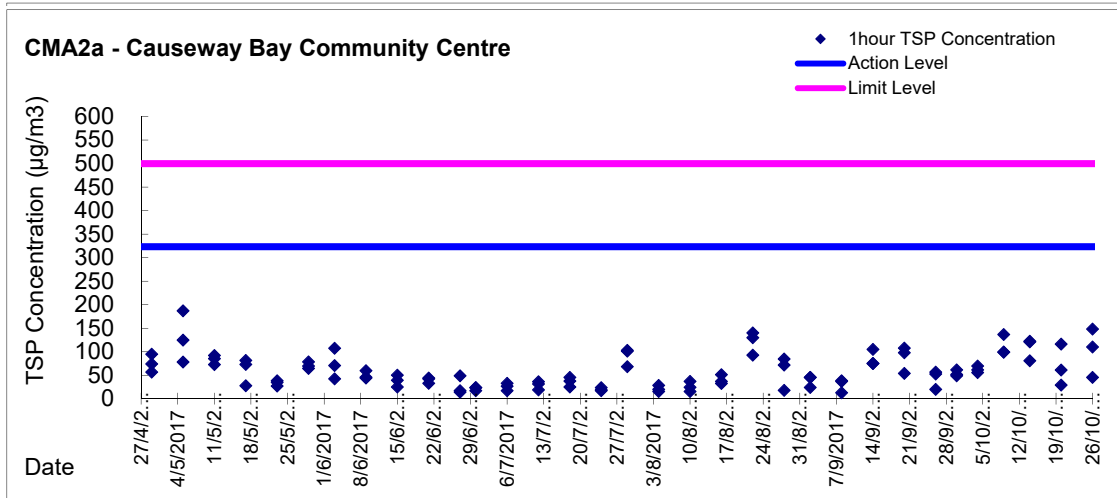
Date	Sampling Time	Weather Condition	Filter paper no.	Filter Weight, g		Elapse Time, hr		Sampling Time, hr	Flow Rate, m^3/min			Total Volume, m^3	TSP Level, $\mu\text{g}/\text{m}^3$
				Initial	Final	Initial	Final		Initial, Q_{si}	Final, Q_{sf}	Average		
30-Sep-17	8:43	Rainy	22247	2.8366	2.8401	21215.19	21216.19	1.00	1.25	1.25	1.25	75	46.6
30-Sep-17	9:45	Rainy	22269	2.8271	2.8320	21216.19	21217.19	1.00	1.25	1.25	1.25	75	65.2
30-Sep-17	10:48	Rainy	22268	2.8358	2.8409	21217.19	21218.19	1.00	1.25	1.25	1.25	75	67.9
4-Oct-17	8:54	Fine	22218	2.8558	2.8592	21242.20	21243.20	1.00	1.25	1.25	1.25	75	45.2
4-Oct-17	10:05	Fine	22221	2.8527	2.8569	21243.20	21244.20	1.00	1.25	1.25	1.25	75	55.9
4-Oct-17	13:00	Fine	22210	2.8388	2.8456	21244.20	21245.20	1.00	1.25	1.25	1.25	75	90.5
9-Oct-17	8:25	Fine	22155	2.8387	2.8419	21269.20	21270.20	1.00	1.25	1.25	1.25	75	42.6
9-Oct-17	9:28	Fine	22152	2.8761	2.8792	21270.20	21271.20	1.00	1.25	1.25	1.25	75	41.3
9-Oct-17	10:32	Fine	22149	2.8844	2.8882	21271.20	21272.20	1.00	1.14	1.14	1.14	69	55.4
14-Oct-17	8:46	Fine	22578	2.8751	2.8795	21296.20	21297.20	1.00	1.26	1.26	1.26	75	58.4
14-Oct-17	9:50	Fine	22581	2.8589	2.8682	21297.20	21298.20	1.00	1.26	1.26	1.26	75	123.5
14-Oct-17	10:56	Fine	22419	2.8370	2.8460	21298.20	21299.20	1.00	1.26	1.26	1.26	75	119.5
20-Oct-17	8:35	Fine	22670	2.8378	2.8406	21323.20	21324.20	1.00	1.23	1.23	1.23	74	37.8
20-Oct-17	13:00	Fine	22656	2.8558	2.8627	21324.20	21325.20	1.00	1.26	1.26	1.26	76	91.2
20-Oct-17	14:15	Fine	22659	2.8282	2.8373	21325.20	21326.20	1.00	1.26	1.26	1.26	76	120.3
26-Oct-17	9:50	Fine	22605	2.8448	2.8514	21350.20	21351.20	1.00	1.21	1.21	1.21	73	91.0
26-Oct-17	13:00	Fine	22609	2.8701	2.8793	21351.20	21352.20	1.00	1.26	1.26	1.26	76	121.4
26-Oct-17	14:05	Fine	22571	2.8646	2.8741	21352.20	21353.20	1.00	1.26	1.26	1.26	76	125.3

Graphic Presentation of 1 hour TSP Result

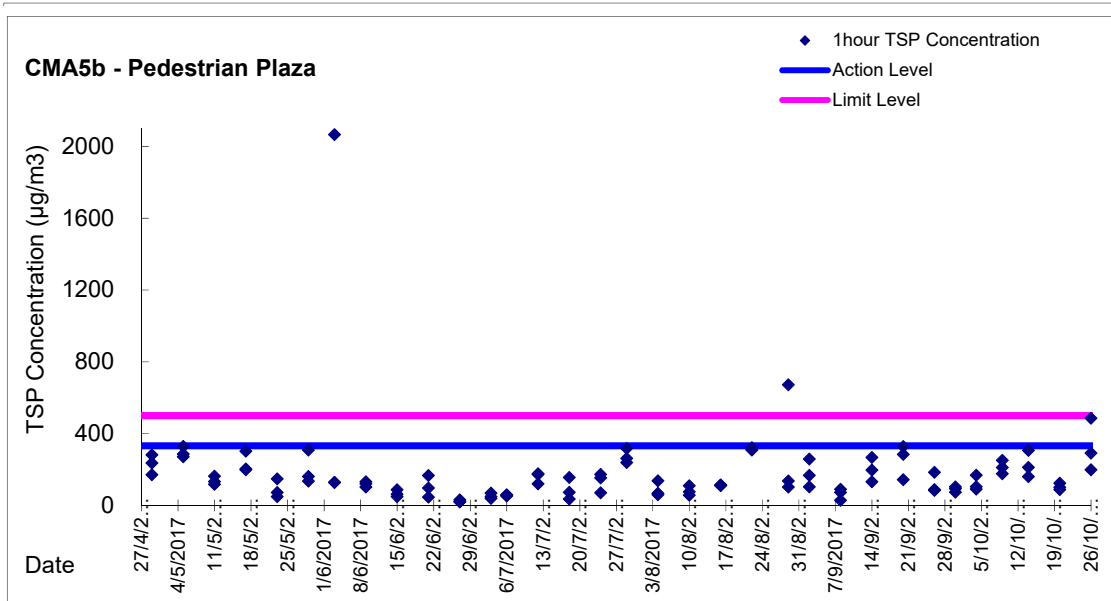




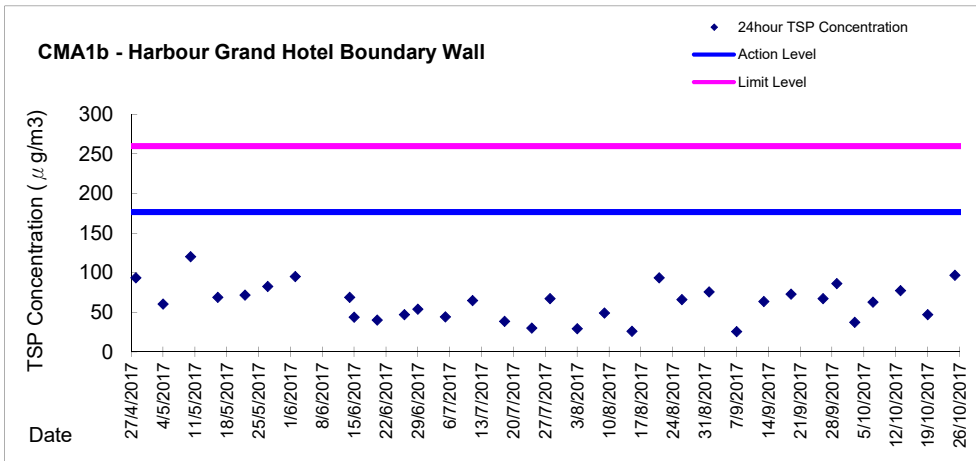
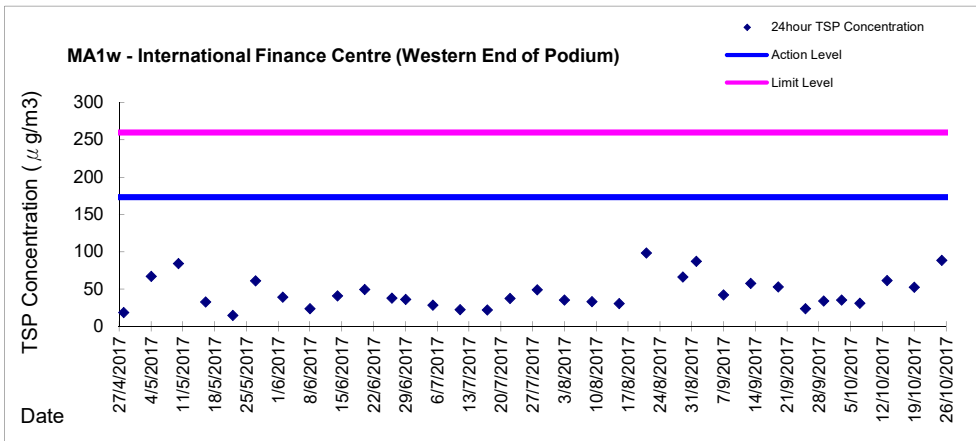
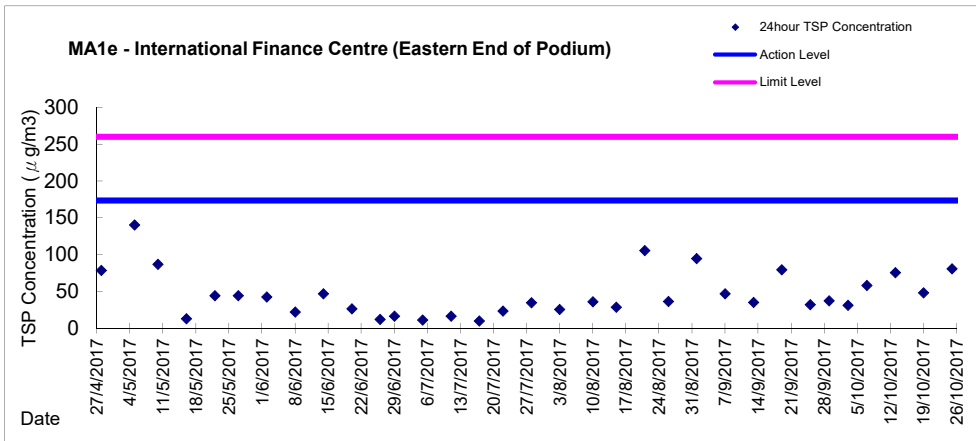
Graphic Presentation of 1 hour TSP Result



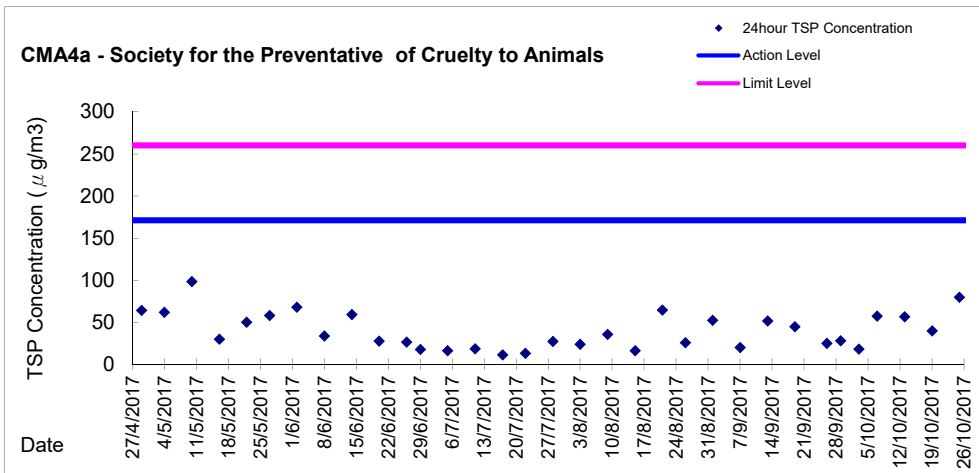
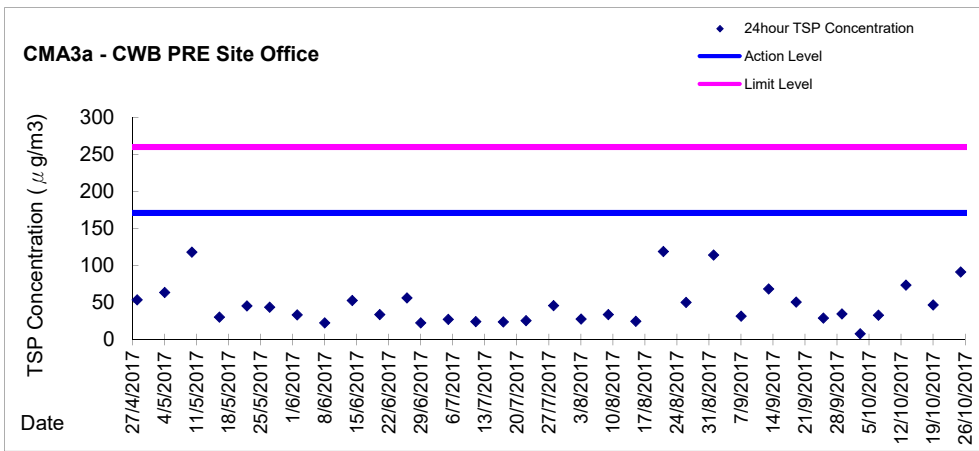
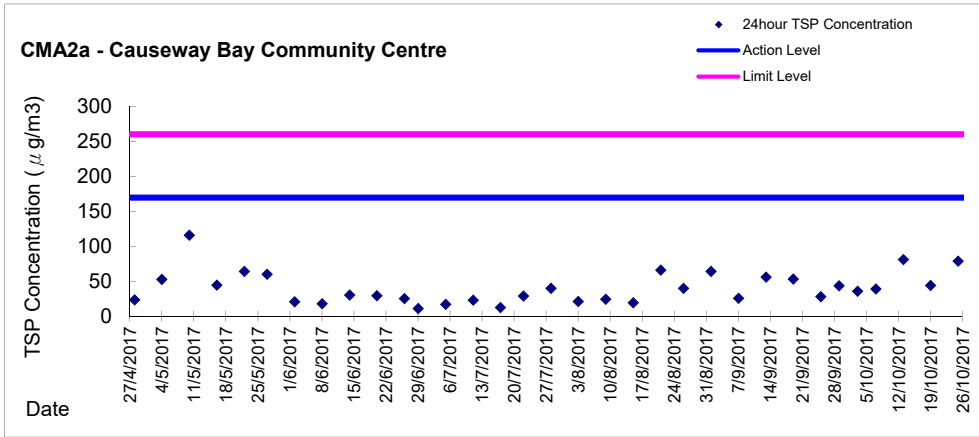
Graphic Presentation of 1 hour TSP Result



Graphic Presentation of 24 hour TSP Result



Graphic Presentation of 24 hour TSP Result





Graphic Presentation of 24 hour TSP Result

